

IWS LOGIN PROCEDURE- PKI BASED SECURITY

In the home page of the e-procurement portal, Click **“Login”** to get the login page for accessing the e-auction system. Refer Fig 1

URL: www.ddaeauction.co.in

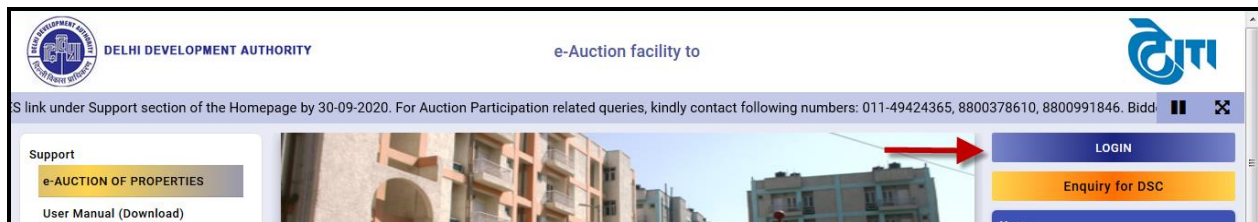


Fig 1(a)

Please enter **“User Id”** and **“Password”** provided by the service provider and select the activity as **“Auction”** to login for auction participation process. Click **“Login”** to proceed.

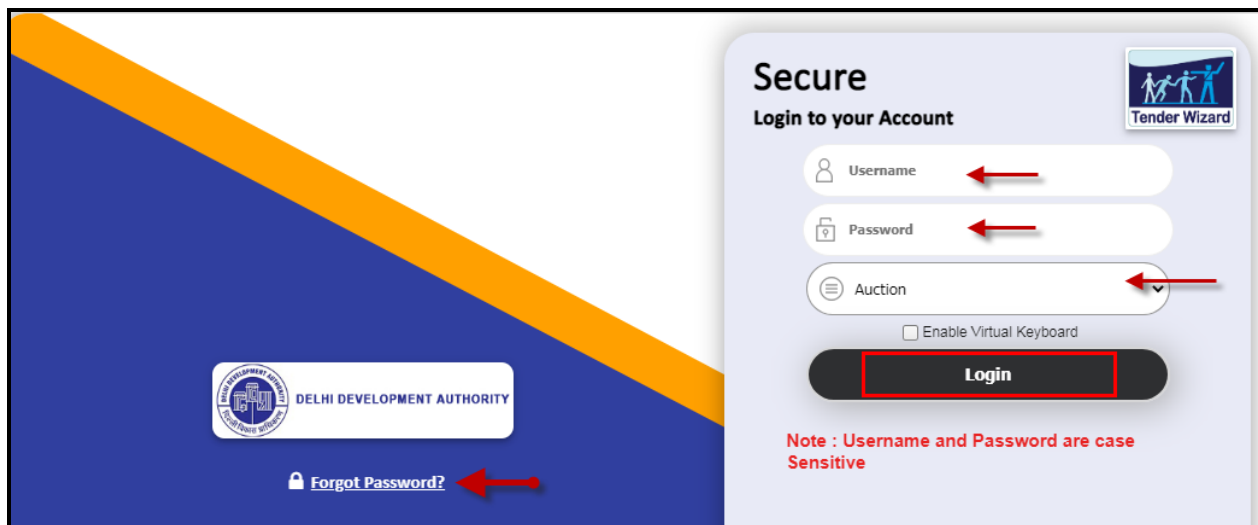


Fig 1(b)

When the user clicks on **“Login”**, the page will be redirected to a screen where the required java files will be downloaded automatically (Fig 2 & 3)

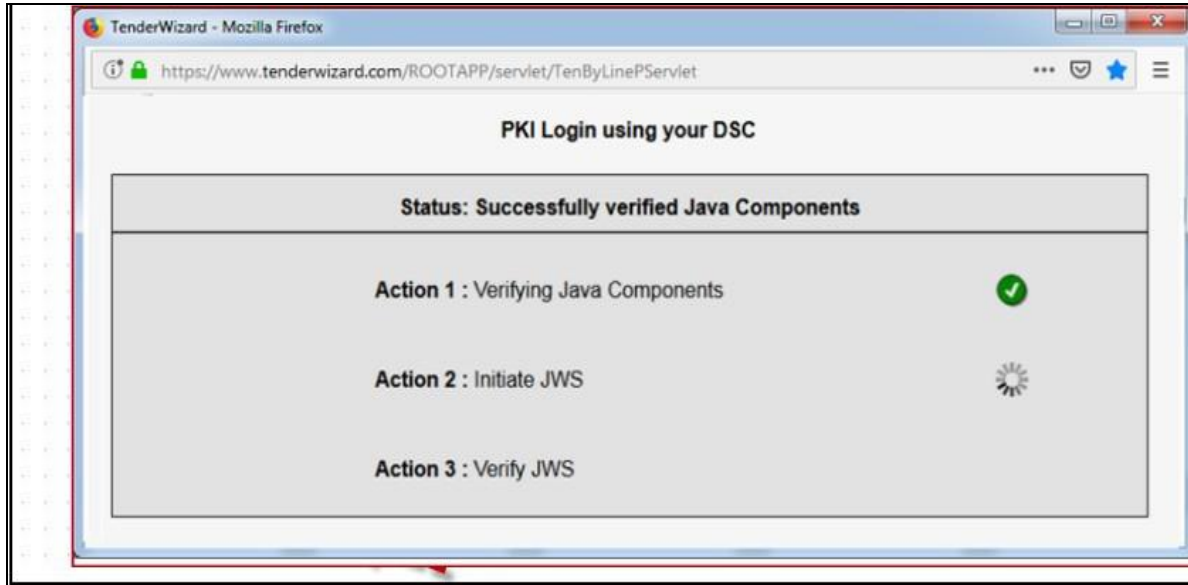


Fig.2

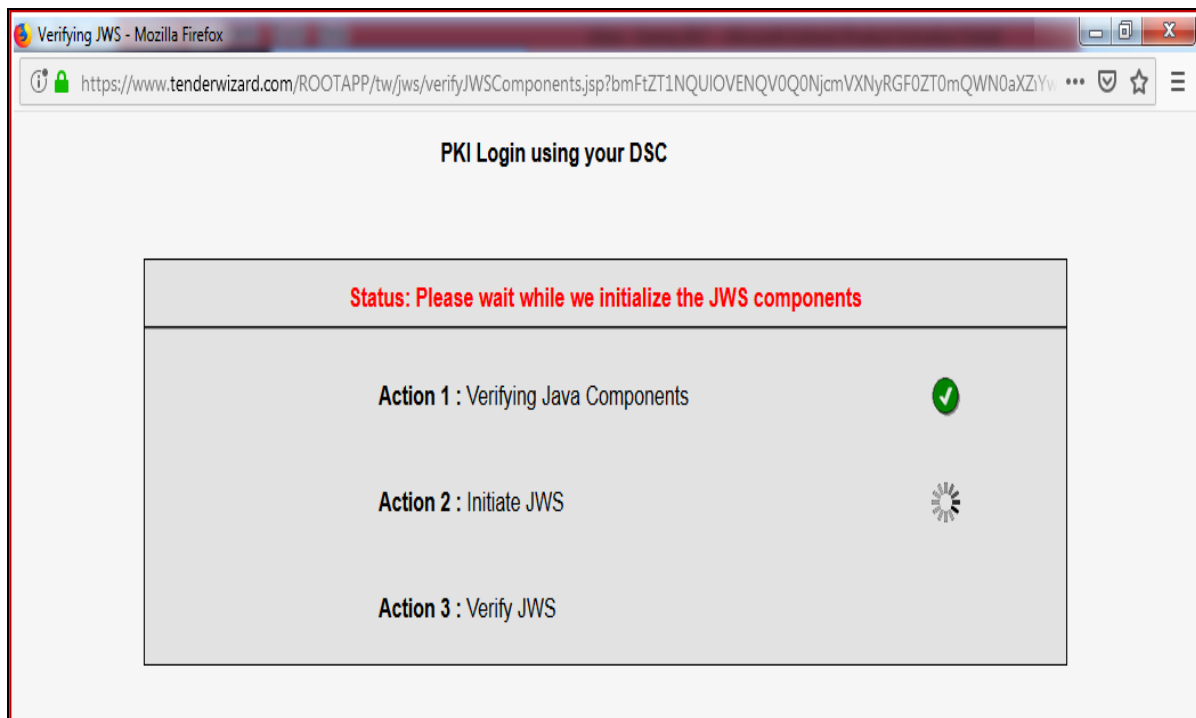


Fig.3

System will automatically verify the java components required for login and then the *"Applet Signer"* window will open-up with *"Certificate Name"* for authentication.

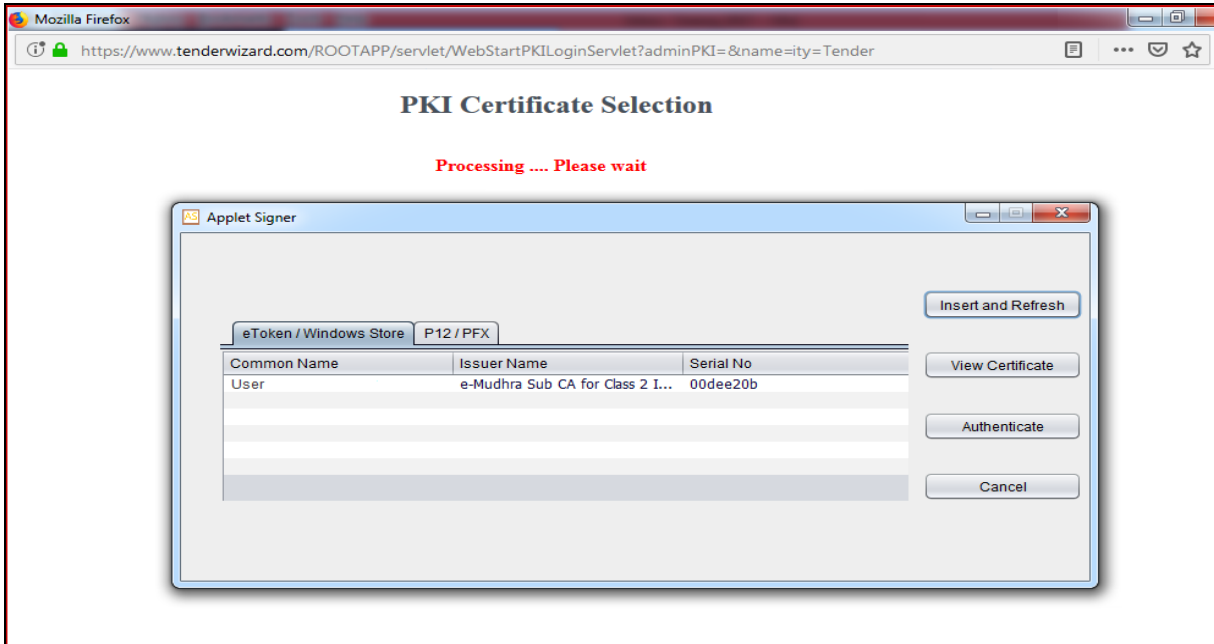


Fig 4

Select the *"Certificate Name"* and click on *"Authenticate"* to proceed. Fig 5

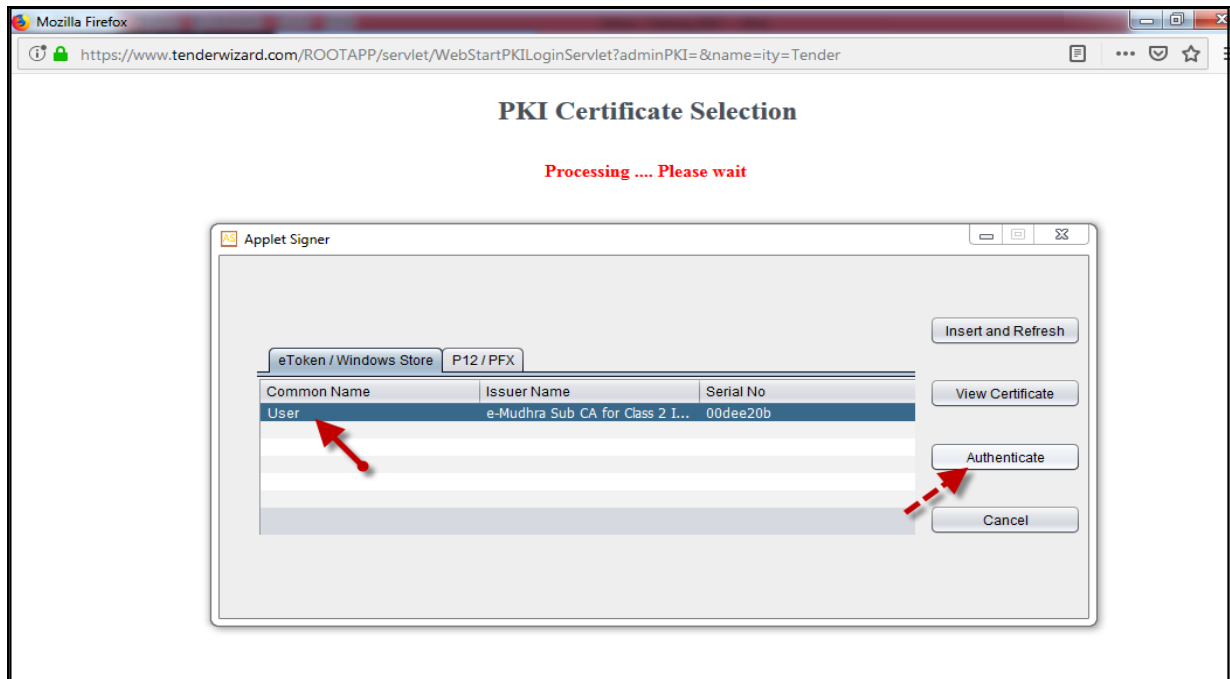


Fig 5

In the next window, enter the e-Token password and click on **“Ok”** to proceed into Refund Bank account details page. Refer **Fig 6 & 7**.

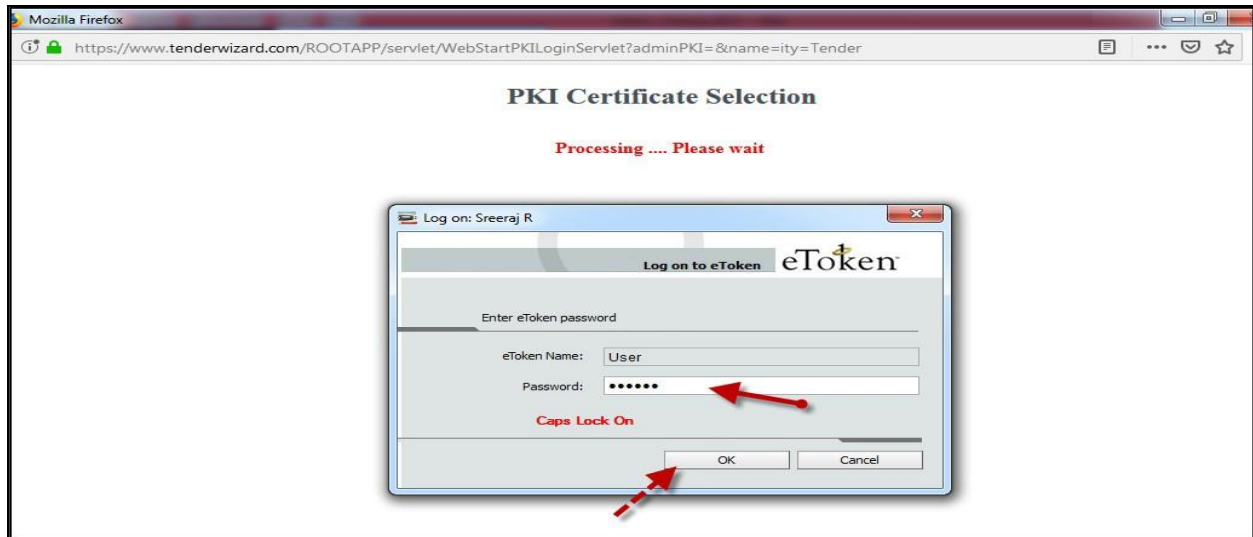


Fig 6

In below figure, User needs to update their refund Bank account details and upload cancelled cheque copy to proceed further.

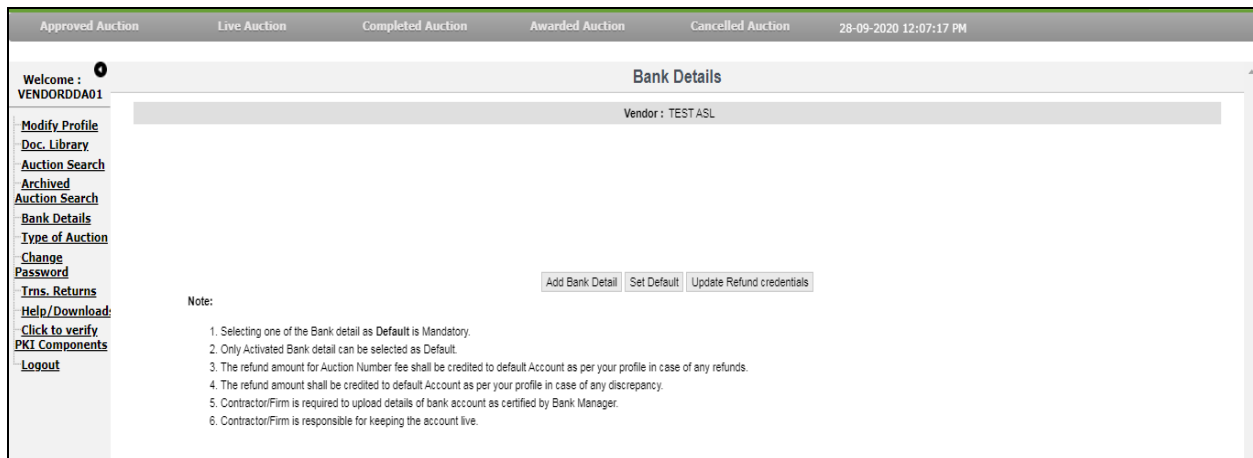


Fig 7

Bank Detail Form

Vendor : TEST ASL

Bank Details

* Beneficiary Name :

* Bank Type :

* Bank Name :

* Branch :

* City :

* State :

* Bank A/c No :

* Account Type :

* Account Status :

* IFS Code :

MICR Code :

File Name	File Size	Uploaded Date	Actions
BANKDETAILS.pdf	0.08 MB	04-10-2019 12:20 PM	

Fig 8

[Approved Auction](#) [Live Auction](#) [Completed Auction](#) [Awarded Auction](#) [Cancelled Auction](#) 28-09-2020 12:11:01 PM

Welcome :
VENDORDDA01

- [Modify Profile](#)
- [Doc. Library](#)
- [Auction Search](#)
- [Archived Auction Search](#)
- [Bank Details](#)
- [Type of Auction](#)
- [Change Password](#)
- [Trns. Returns](#)
- [Help/Download](#)
- [Click to verify PKI Components](#)
- [Logout](#)

Bank Details

Vendor : TEST ASL

Select	Sl.No	Beneficiary Name	Bank A/c No	Bank Name	IFSC Code	Account Status	Actions
<input checked="" type="radio"/>	1	KUMAR	23434	State Bank of India	SBIN000	Activated	BANKDETAILS.pdf

Note:

1. Selecting one of the Bank detail as Default is Mandatory.
2. Only Activated Bank detail can be selected as Default.
3. The refund amount for Auction Number fee shall be credited to default Account as per your profile in case of any refunds.
4. The refund amount shall be credited to default Account as per your profile in case of any discrepancy.
5. Contractor/Firm is required to upload details of bank account as certified by Bank Manager.
6. Contractor/Firm is responsible for keeping the account live.

Fig 9

[Approved Auction](#) [Live Auction](#) [Completed Auction](#) [Awarded Auction](#) [Cancelled Auction](#) 28-09-2020 12:12:52

Welcome :
VENDORDDA01

- [Modify Profile](#)
- [Doc. Library](#)
- [Auction Search](#)
- [Archived Auction Search](#)
- [Bank Details](#)
- [Type of Auction](#)
- [Change Password](#)

Auction

Select	Auction Type
<input type="radio"/>	Reverse Auction
<input checked="" type="radio"/>	Forward Auction



Recommended Operating System:

- Windows 8 and 10
- Ubuntu Linux Version 18.0

Supported Browsers:

- Google Chrome (Latest Version)
- Mozilla Firefox (Latest Version)
- Microsoft Edge (Latest Version)

Java Version: Should Support JRE - Java Runtime Environment

- Java JRE 8 and above
- Java Web Start - Auto Launch of JNLP file
- Add e-Procurement domain URL in the java exception site list under security tab.

Any support or concern related to e-Auction portal, please contact our Tenderwizard Help Desk or write to us.

Delhi: 080-45811365

Email id: ddaauction@etenderwizard.com

*****THANK YOU*****